

To: Assembly Ways & Means Committee

From: Walter Ostrenga, City of Monona Police Chief

Date: June 29, 2017

RE: Dark Store Hearing

The City of Monona is a small, land locked community with very limited growth located in Dane County. Being surrounded by the City of Madison, we have the same type of criminal activity. The population is currently 7,864, which is about 2,000 people less than what it was in the early 1980's. Monona's population is the oldest in Dane County, with a median age is 45.9, while the median age for the rest of Dane County is ten years younger. 34% of Monona households depend on income from social security.

The Monona Police Department has 20 full time sworn officers. Based on population, we are over staffed; based on call volume, we are understaffed. On a normal shift we only have two officers on patrol. In 2016 our officers responded to 18,764 calls for service.

Based on population, we normally lead the state in retail theft complaints. (See the handout for calls at big box stores).

As you can see in the reports, in addition to retail theft, big box stores generate high numbers of theft, 911 disconnects, check persons, ambulance calls, frauds, warrants, assist citizens, trespassing, parking, disturbance, animal complaints, accidents, lost property, suspicious activity, property damage, solicitors, intoxicated persons, domestics, driving complaints, alarms, drug investigations, fire calls, sex offenses, fights, etc.

I've had conversations with the management at the Monona Walmart. To try to limit our responses, we've had to put restrictions on big box stores that we will not respond if it is under a \$50 loss. If they could, they would be calling us even more. In 2016 we responded to the Monona Walmart 1,088 times, that's an average of 2.98 times a day. They don't staff their security 24 hours a day and when they are there they have restrictions on how their security operates, as they are prohibited from going "hands on" with people who refuse to cooperate. Our numbers would be even higher, but we don't respond if officers are on priority calls.

Several years ago we completed a staffing study. We received fairly good marks for responding to emergency calls, but very poor marks for being able to perform patrol duties in our residential neighborhoods. Based on our call load it was recommended we add at least 5 more officers, 3 more sergeants and another detective. Monona does not have the resources to pay another \$900,000 a year in salaries.

Decreasing the taxes to the big box stores and raising the local property taxes for the aging residential population in Monona would probably cause us to reduce existing staff, which would reduce services to the community even more than what we already have.

6 YEARS

6 YR TOTAL

| | <u>2011</u> | <u>2012</u> | <u>2013</u> | <u>2014</u> | <u>2015</u> | <u>2016</u> | <u>Total</u> |
|-----------|-------------|-------------|-------------|-------------|-------------|-------------|--------------|
| Shopko | 154 | 207 | 206 | 171 | 151 | 145 | 1034 |
| Walmart | 696 | 812 | 1020 | 1036 | 1022 | 1088 | <u>5674</u> |
| Kohls | 107 | 164 | 117 | 119 | 168 | 206 | 881 |
| Goodwill | 33 | 17 | 22 | 29 | 29 | 36 | 166 |
| Walgreens | 125 | 141 | 121 | 143 | 104 | 94 | <u>728</u> |
| Menards | 82 | 85 | 96 | 116 | 91 | 113 | 583 |
| PickNSave | 202 | 174 | 202 | 151 | 243 | 170 | 1142 |
| Staples | 37 | 34 | 33 | 33 | 20 | 21 | 178 |

- 945.66 YR

- 121.33 YR

10 YEARS

Snopko

| Nature | 2011 | 2012 | 2013 | 2014 | 2015 | 2016 | Grand Total |
|---------------------------|------------|------------|------------|------------|------------|------------|-------------|
| SECURITY/TAVERN CHECK | 83 | 124 | 110 | 56 | 44 | 46 | 463 |
| RETAIL THEFT | 29 | 27 | 39 | 42 | 34 | 36 | 207 |
| ALARM | 4 | 14 | 5 | 8 | 8 | 9 | 48 |
| REPORT WRITING | | | | 12 | 8 | 20 | 40 |
| ALARM TESTING | | 1 | 7 | 13 | 10 | 7 | 38 |
| 911 CELL DISCONNECT | 3 | 3 | 9 | 13 | 5 | 1 | 34 |
| AMBULANCE CALL | 4 | 5 | 4 | 6 | 2 | 1 | 22 |
| FOLLOW UP | 4 | 3 | 3 | 3 | 8 | 1 | 22 |
| INFORMATION | 4 | 5 | 5 | | 2 | 4 | 20 |
| CHECK PERSON | 2 | 7 | 2 | 3 | 4 | 2 | 20 |
| THEFT | 1 | 2 | 6 | 2 | | 3 | 14 |
| TRAFFIC STOP | | 2 | 1 | 2 | 3 | 1 | 9 |
| ANIMAL COMPLAINT | 2 | 1 | 2 | 1 | 1 | 1 | 8 |
| CHECK AREA | 4 | | | | 2 | 2 | 8 |
| ACCIDENT PRIVATE PROPERTY | 1 | | 2 | 1 | 4 | | 8 |
| FRAUD | 1 | 1 | 2 | | 2 | 2 | 8 |
| ASSIST CITIZEN | 2 | 3 | 1 | 1 | | | 7 |
| WARRANT SERVICE/P&P | | | 2 | 3 | 1 | | 6 |
| PARKING PRIVATE | 1 | 1 | | | 2 | 2 | 6 |
| WORTHLESS CHECKS | 1 | 2 | | | 2 | 1 | 6 |
| ACCIDENT NON-INJURY | | 1 | 1 | 1 | 2 | 1 | 6 |
| FOUND PROPERTY | | 1 | 1 | 1 | 1 | 1 | 5 |
| SUSPICIOUS ACTIVITY | | | 2 | | 2 | | 4 |
| DISTURBANCE | 2 | | | | 1 | | 3 |
| FIRE ALARM | | | | 1 | 1 | | 2 |
| 911 OPEN LINE | | | 1 | | | 1 | 2 |
| ACCIDENT HIT AND RUN | 1 | | | 1 | | | 2 |
| SOLICITOR COMPLAINT | 1 | | | | 1 | | 2 |
| PROPERTY DAMAGE | 2 | | | | | | 2 |
| TRAFFIC ARREST | | | | | | 1 | 1 |
| CHECK PROPERTY | | | 1 | | | | 1 |
| TRESPASSING COMPLAINT | | | | 1 | | | 1 |
| OVERDOSE | | 1 | | | | | 1 |
| THREATS | | 1 | | | | | 1 |
| HARASSMENT | | 1 | | | | | 1 |
| FIRE VEHICLE | | | | | | 1 | 1 |
| SPECIAL EVENT/PROJECT | 1 | | | | | | 1 |
| LOST PROPERTY | | | | | 1 | | 1 |
| PRESERVE THE PEACE | | 1 | | | | | 1 |
| DRUG INVESTIGATION | | | | | | 1 | 1 |
| GRAFFITI COMPLAINT | 1 | | | | | | 1 |
| Grand Total | 154 | 207 | 206 | 171 | 151 | 145 | 1034 |

WALMART

| Nature | 2011 | 2012 | 2013 | 2014 | 2015 | 2016 | Grand Total |
|---------------------------|------|------|------|------|------|------|-------------|
| RETAIL THEFT | 180 | 196 | 303 | 356 | 372 | 380 | 1787 |
| SECURITY/TAVERN CHECK | 148 | 187 | 254 | 228 | 156 | 177 | 1150 |
| FOLLOW UP | 45 | 38 | 38 | 60 | 67 | 54 | 302 |
| INFORMATION | 39 | 42 | 27 | 36 | 26 | 59 | 229 |
| THEFT | 24 | 36 | 51 | 27 | 26 | 29 | 193 |
| 911 CELL DISCONNECT | 25 | 30 | 35 | 29 | 45 | 26 | 190 |
| CHECK PERSON | 26 | 29 | 23 | 25 | 40 | 25 | 168 |
| 911 DISCONNECT | 18 | 36 | 58 | 16 | 6 | 12 | 146 |
| AMBULANCE CALL | 18 | 31 | 18 | 25 | 14 | 20 | 126 |
| FRAUD | 13 | 23 | 13 | 20 | 21 | 27 | 117 |
| WARRANT SERVICE/P&P | 3 | 7 | 14 | 21 | 25 | 26 | 96 |
| ASSIST CITIZEN | 9 | 12 | 16 | 13 | 21 | 21 | 92 |
| TRESPASSING COMPLAINT | 7 | 5 | 8 | 26 | 22 | 17 | 85 |
| PARKING PRIVATE | 8 | 9 | 11 | 16 | 20 | 15 | 79 |
| DISTURBANCE | 14 | 14 | 6 | 9 | 15 | 12 | 70 |
| ANIMAL COMPLAINT | 13 | 14 | 6 | 10 | 9 | 17 | 69 |
| ACCIDENT HIT AND RUN | 7 | 7 | 18 | 10 | 11 | 15 | 68 |
| CHECK AREA | 9 | 8 | 12 | 4 | 14 | 12 | 59 |
| REPORT WRITING | | | 1 | 11 | 18 | 21 | 51 |
| LOST PROPERTY | 10 | 11 | 6 | 3 | 6 | 13 | 49 |
| FIRE ALARM | 11 | 5 | 11 | 7 | 7 | 5 | 46 |
| ACCIDENT NON-INJURY | 8 | 3 | 9 | 7 | 9 | 8 | 44 |
| ACCIDENT PRIVATE PROPERTY | 5 | 6 | 11 | 4 | 6 | 6 | 38 |
| SUSPICIOUS ACTIVITY | 2 | 5 | 8 | 7 | 6 | 3 | 31 |
| ASSIST OTHER AGENCY | 6 | 4 | 2 | 4 | 8 | 6 | 30 |
| 911 OPEN LINE | | | 4 | 2 | 6 | 17 | 29 |
| PROPERTY DAMAGE | 7 | 6 | 1 | 5 | 5 | 3 | 27 |
| SOLICITOR COMPLAINT | 6 | 3 | 5 | 4 | 4 | | 22 |
| UNWANTED PERSON | 1 | 6 | 2 | 3 | 2 | 6 | 20 |
| INTOXICATED PERSON | 2 | | 4 | 7 | 6 | | 19 |
| DOMESTIC/FAMILY TROUBLE | 2 | 2 | 2 | 5 | 3 | 4 | 18 |
| FOUND PROPERTY | | 4 | 4 | 2 | 5 | 3 | 18 |
| TRAFFIC STOP | 5 | 2 | 1 | 3 | 3 | 1 | 15 |
| TRAFFIC DRIVING COMPLAINT | | 4 | 2 | 4 | 1 | 3 | 14 |
| THREATS | 2 | | 2 | | 1 | 8 | 13 |
| ALARM | 5 | 4 | 1 | 1 | | 1 | 12 |
| DRUG INVESTIGATION | | 2 | 2 | 5 | | 2 | 11 |
| FIRE CALL | 1 | | 2 | 3 | 1 | 1 | 8 |
| PRESERVE THE PEACE | | 1 | 1 | | | 6 | 8 |
| HARASSMENT | 1 | 1 | 1 | 2 | 1 | 2 | 8 |
| ANNOYING PHONE CALL | 3 | 1 | 2 | | | 1 | 7 |
| SPECIAL EVENT/PROJECT | 4 | | 2 | 1 | | | 7 |
| CHECK PROPERTY | 2 | 1 | 1 | 1 | | 2 | 7 |
| ORDINANCE VIOLATION | | 1 | 3 | | 3 | | 7 |
| SEX OFFENSE | 1 | | | 2 | 2 | 2 | 7 |
| FIGHT IN PROGRESS | | | 3 | | 2 | 1 | 6 |
| FIRE VEHICLE | 2 | 1 | 1 | 1 | | 1 | 6 |
| BATTERY | 1 | 1 | 3 | | | 1 | 6 |

WALMART

| | | | | | | | | |
|---------------------------|---|------------|------------|-------------|-------------|-------------|-------------|-------------|
| CIVIL DISPUTE | | 1 | | 1 | | 3 | | 5 |
| REPOSSESSED VEHICLE | | | 1 | 1 | 1 | 2 | | 5 |
| JUVENILE COMPLAINT | 1 | | | 2 | 2 | | | 5 |
| CHILD ABUSE/NEGLECT | | 1 | 1 | 1 | 1 | | | 4 |
| MISSING PERSON | | 3 | 1 | | | | | 4 |
| VIOLATION OF COURT ORDER | 1 | 1 | | 1 | | 1 | | 4 |
| FIRE ELEVATOR PROBLEM | | 2 | 1 | | | 1 | | 4 |
| RECOVERED STOLEN PROPERTY | | | 1 | 1 | | 1 | | 3 |
| OVERDOSE | | | 1 | | 1 | 1 | | 3 |
| FORGERY | | 2 | | | | 1 | | 3 |
| TRAFFIC ARREST | | | 1 | | | 1 | | 2 |
| ROBBERY | | | 2 | | | | | 2 |
| STOLEN BICYCLE | | | 1 | 1 | | | | 2 |
| STOLEN VEHICLE | | 1 | | | | 1 | | 2 |
| PARKING ON STREET | 1 | | | | | | | 1 |
| GUN/WEAPONS CALL | | | 1 | | | | | 1 |
| TRAFFIC/SAFETY HAZARD | | | | | | 1 | | 1 |
| WORTHLESS CHECKS | | | | 1 | | | | 1 |
| ODOR COMPLAINT | | | | | 1 | | | 1 |
| DEATH INVESTIGATION | | | | | | 1 | | 1 |
| SEXUAL ASSAULT | | 1 | | | | | | 1 |
| ANIMAL STRAY | | 1 | | | | | | 1 |
| TRANSPORT | | | | 1 | | | | 1 |
| BURGLARY | | 1 | | | | | | 1 |
| FIRE STRUCTURE | | | | | | 1 | | 1 |
| TOWED AUTO | | | | | | 1 | | 1 |
| BACK UP DRIVER PAGE | | | | | 1 | | | 1 |
| INTERNAL / CONFIDENTIAL | | | | 1 | | | | 1 |
| 911 UNINTENTIONAL | | | | | | 1 | | 1 |
| ATTEMPTED SUICIDE | | | 1 | | | | | 1 |
| Grand Total | | 696 | 812 | 1020 | 1036 | 1022 | 1088 | 5674 |

Kohl's

| Nature | 2011 | 2012 | 2013 | 2014 | 2015 | 2016 | Grand Total |
|---------------------------|------------|------------|------------|------------|------------|------------|-------------|
| SECURITY/TAVERN CHECK | 41 | 82 | 51 | 40 | 44 | 77 | 335 |
| RETAIL THEFT | 28 | 41 | 35 | 35 | 61 | 43 | 243 |
| REPORT WRITING | | | | 4 | 7 | 27 | 38 |
| FOLLOW UP | 3 | 7 | 1 | 6 | 11 | 8 | 36 |
| INFORMATION | 4 | 5 | 3 | 9 | 7 | 6 | 34 |
| CHECK PERSON | 3 | | 1 | 2 | 9 | 3 | 18 |
| 911 CELL DISCONNECT | 5 | 2 | 5 | | 4 | 1 | 17 |
| CHECK AREA | 4 | 2 | 1 | 4 | 3 | 3 | 17 |
| AMBULANCE CALL | 3 | 1 | 1 | 4 | 3 | 1 | 13 |
| TRAFFIC STOP | | 1 | 1 | 1 | 6 | 3 | 12 |
| ALARM | 2 | 2 | 3 | 2 | | 1 | 10 |
| 911 DISCONNECT | 1 | 5 | 4 | | | | 10 |
| ACCIDENT PRIVATE PROPERTY | 1 | 3 | 3 | | 1 | 1 | 9 |
| SUSPICIOUS ACTIVITY | 1 | | 1 | | 2 | 4 | 8 |
| PARKING PRIVATE | | 1 | 1 | 2 | 2 | 2 | 8 |
| WARRANT SERVICE/P&P | 1 | 1 | | 1 | 2 | 3 | 8 |
| FRAUD | 3 | 1 | | | | 3 | 7 |
| ASSIST CITIZEN | | 3 | 2 | 1 | | 1 | 7 |
| THEFT | 2 | 1 | | | | 3 | 6 |
| ANIMAL COMPLAINT | 2 | 1 | | 1 | 1 | | 5 |
| TRAFFIC ARREST | | | | 1 | 1 | 3 | 5 |
| ACCIDENT HIT AND RUN | 1 | 1 | | | 1 | 1 | 4 |
| ACCIDENT NON-INJURY | 1 | 1 | | | | 2 | 4 |
| GRAFFITI COMPLAINT | 1 | 1 | | | | 1 | 3 |
| 911 OPEN LINE | | | | | | 2 | 2 |
| ASSIST OTHER AGENCY | | | | 1 | | 1 | 2 |
| FIRE CALL | | | | | | 2 | 2 |
| DISTURBANCE | | 1 | | | 1 | | 2 |
| PROPERTY DAMAGE | | | | 1 | | 1 | 2 |
| MISSING PERSON | | | | 1 | | | 1 |
| CHILD ABUSE/NEGLECT | | | | 1 | | | 1 |
| DRUG INVESTIGATION | | | | | | 1 | 1 |
| ALARM TESTING | | | 1 | | | | 1 |
| STOLEN VEHICLE | | | 1 | | | | 1 |
| BURGLARY | | | | 1 | | | 1 |
| NOISE COMPLAINT | | | | | | 1 | 1 |
| INTOXICATED PERSON | | | | 1 | | | 1 |
| TRAFFIC DRIVING COMPLAINT | | | 1 | | | | 1 |
| SOLICITOR COMPLAINT | | | 1 | | | | 1 |
| UNWANTED PERSON | | | | | | 1 | 1 |
| SPECIAL EVENT/PROJECT | | 1 | | | | | 1 |
| FORGERY | | | | | 1 | | 1 |
| FOUND PROPERTY | | | | | 1 | | 1 |
| Grand Total | 107 | 164 | 117 | 119 | 168 | 206 | 881 |

Goodwill

| Nature | 2011 | 2012 | 2013 | 2014 | 2015 | 2016 | Grand Total |
|---------------------------|-----------|-----------|-----------|-----------|-----------|-----------|-------------|
| ALARM | 2 | 4 | 3 | 5 | 5 | 7 | 26 |
| SECURITY/TAVERN CHECK | 7 | | 1 | 3 | 4 | 6 | 21 |
| CHECK PERSON | 5 | 1 | 6 | 5 | 1 | 3 | 21 |
| AMBULANCE CALL | 1 | 3 | 2 | 4 | 4 | 1 | 15 |
| 911 CELL DISCONNECT | | | 1 | 3 | 4 | | 8 |
| FIRE ALARM | 3 | 3 | | 1 | | 1 | 8 |
| THEFT | 1 | 1 | 2 | 1 | 2 | | 7 |
| RETAIL THEFT | | 1 | 1 | | 2 | 2 | 6 |
| FOLLOW UP | 1 | 1 | 1 | 1 | 1 | 1 | 6 |
| SUSPICIOUS ACTIVITY | 1 | | 1 | 1 | 1 | 1 | 5 |
| INFORMATION | | | | | | 5 | 5 |
| DISTURBANCE | 3 | | 1 | | | | 4 |
| ASSIST OTHER AGENCY | | | 1 | | 2 | | 3 |
| CHECK AREA | 1 | 1 | | 1 | | | 3 |
| 911 DISCONNECT | 1 | | 1 | | | | 2 |
| SPECIAL EVENT/PROJECT | 1 | 1 | | | | | 2 |
| ASSIST CITIZEN | 1 | | 1 | | | | 2 |
| ACCIDENT NON-INJURY | 1 | | | 1 | | | 2 |
| CHECK PROPERTY | 1 | | | | | 1 | 2 |
| TRAFFIC STOP | 1 | | | | | 1 | 2 |
| PROPERTY DAMAGE | | | | | | 2 | 2 |
| PARKING PRIVATE | | | | | 1 | 1 | 2 |
| FOUND PROPERTY | | 1 | | | | 1 | 2 |
| TRAFFIC DRIVING COMPLAINT | | | | 1 | | | 1 |
| LOST PROPERTY | | | | | | 1 | 1 |
| ANIMAL COMPLAINT | 1 | | | | | | 1 |
| 911 OPEN LINE | | | | | | 1 | 1 |
| ORDINANCE VIOLATION | | | | 1 | | | 1 |
| ACCIDENT PRIVATE PROPERTY | | | | | 1 | | 1 |
| ACCIDENT HIT AND RUN | 1 | | | | | | 1 |
| SOLICITOR COMPLAINT | | | | 1 | | | 1 |
| UNWANTED PERSON | | | | | | 1 | 1 |
| FIRE GAS LEAK | | | | | 1 | | 1 |
| Grand Total | 33 | 17 | 22 | 29 | 29 | 36 | 166 |

WALGREENS

| Nature | 2011 | 2012 | 2013 | 2014 | 2015 | 2016 | Grand Total |
|---------------------------|------|------|------|------|------|------|-------------|
| SECURITY/TAVERN CHECK | 67 | 73 | 59 | 58 | 39 | 37 | 333 |
| CHECK PERSON | 2 | 4 | 8 | 4 | 12 | 6 | 36 |
| TRAFFIC STOP | 10 | 4 | 4 | 8 | 4 | 5 | 35 |
| FOLLOW UP | 4 | 12 | 5 | 6 | 4 | 2 | 33 |
| AMBULANCE CALL | 7 | 4 | 3 | 8 | 3 | 3 | 28 |
| CHECK AREA | 1 | 9 | 4 | 2 | 3 | 4 | 23 |
| FRAUD | 3 | 6 | 4 | 5 | 3 | 2 | 23 |
| REPORT WRITING | | | 1 | 9 | 6 | 4 | 20 |
| RETAIL THEFT | | 2 | 7 | 7 | 1 | 2 | 19 |
| INFORMATION | 1 | 3 | 3 | 3 | | 5 | 15 |
| ACCIDENT NON-INJURY | 3 | 2 | 1 | 2 | 3 | 2 | 13 |
| ASSIST CITIZEN | 3 | 1 | 1 | 3 | 3 | 1 | 12 |
| SPECIAL EVENT/PROJECT | 3 | 2 | 2 | 3 | | 1 | 11 |
| THEFT | 1 | 2 | 2 | 2 | 3 | 1 | 11 |
| DISTURBANCE | 1 | 1 | 2 | 1 | 4 | | 9 |
| 911 DISCONNECT | | 1 | 1 | 2 | 3 | 2 | 9 |
| ACCIDENT HIT AND RUN | 2 | 3 | 1 | 1 | | 1 | 8 |
| ACCIDENT PRIVATE PROPERTY | | 1 | 1 | | 3 | 3 | 8 |
| SUSPICIOUS ACTIVITY | | 2 | 1 | 4 | | | 7 |
| SOLICITOR COMPLAINT | 2 | | 1 | 2 | 1 | | 6 |
| DOMESTIC/FAMILY TROUBLE | | 1 | 2 | | 2 | | 5 |
| ASSIST OTHER AGENCY | 1 | 1 | | 2 | | 1 | 5 |
| FOUND PROPERTY | | | 1 | 1 | | 3 | 5 |
| UNWANTED PERSON | | | | | 1 | 4 | 5 |
| ALARM | | 3 | 1 | | | | 4 |
| FIRE ALARM | 2 | | 1 | | | | 3 |
| ORDINANCE VIOLATION | 1 | | 1 | 1 | | | 3 |
| ROBBERY | | | 1 | | 2 | | 3 |
| 911 CELL DISCONNECT | 1 | | 1 | 1 | | | 3 |
| INTOXICATED PERSON | 1 | | 1 | | | 1 | 3 |
| TRAFFIC DRIVING COMPLAINT | | 1 | | | 1 | 1 | 3 |
| LOST PROPERTY | | 1 | | | 1 | 1 | 3 |
| PARKING PRIVATE | | 1 | | 2 | | | 3 |
| TRAFFIC ENFORCEMENT | | | | 2 | | | 2 |
| FORGERY | 2 | | | | | | 2 |
| ANIMAL COMPLAINT | 2 | | | | | | 2 |
| JUVENILE COMPLAINT | 1 | | | 1 | | | 2 |
| THREATS | 1 | 1 | | | | | 2 |
| TRESPASSING COMPLAINT | | | | | 1 | | 1 |
| 911 OPEN LINE | | | | | | 1 | 1 |
| VIOLATION OF COURT ORDER | 1 | | | | | | 1 |
| PROPERTY DAMAGE | | | 1 | | | | 1 |
| TRAFFIC/SAFETY HAZARD | | | | | 1 | | 1 |
| CIVIL DISPUTE | | | | | | 1 | 1 |
| FIGHT IN PROGRESS | 1 | | | | | | 1 |
| CHECK PROPERTY | 1 | | | | | | 1 |
| WARRANT SERVICE/P&P | | | | 1 | | | 1 |
| ACCIDENT INJURY | | | | 1 | | | 1 |

STOLEN VEHICLE

1

1

Grand Total

125

141

121

143

104

94

728

MONARDS

| Nature | 2011 | 2012 | 2013 | 2014 | 2015 | 2016 | Grand Total |
|---------------------------|------|------|------|------|------|------|-------------|
| SECURITY/TAVERN CHECK | 15 | 18 | 26 | 32 | 38 | 31 | 160 |
| RETAIL THEFT | 9 | 10 | 5 | 13 | 2 | 17 | 56 |
| PARKING PRIVATE | 5 | 7 | 11 | 8 | 4 | 5 | 40 |
| 911 CELL DISCONNECT | 3 | 3 | 11 | 7 | 5 | 4 | 33 |
| FOLLOW UP | 3 | 5 | 5 | 3 | 5 | 8 | 29 |
| ANIMAL COMPLAINT | 4 | 4 | 2 | 6 | 3 | 9 | 28 |
| ACCIDENT PRIVATE PROPERTY | 3 | 4 | 5 | 2 | 4 | 2 | 20 |
| INFORMATION | 2 | 3 | 1 | 6 | 2 | 5 | 19 |
| THEFT | 4 | 2 | 4 | 5 | 1 | 3 | 19 |
| AMBULANCE CALL | 2 | 2 | 1 | 4 | 3 | 6 | 18 |
| CHECK PERSON | 5 | 3 | 1 | 1 | 6 | | 16 |
| ALARM | 6 | 3 | 4 | | | | 13 |
| FOUND PROPERTY | 1 | 1 | 1 | 5 | 1 | 4 | 13 |
| ACCIDENT HIT AND RUN | 2 | 2 | 1 | 3 | 4 | | 12 |
| DISTURBANCE | | | 6 | 1 | 1 | 2 | 10 |
| TRAFFIC STOP | 5 | | 1 | | 1 | 2 | 9 |
| ACCIDENT NON-INJURY | 2 | 2 | | 2 | 2 | | 8 |
| CHECK AREA | | 2 | 1 | 3 | 1 | | 7 |
| PROPERTY DAMAGE | | 2 | | 2 | 1 | 1 | 6 |
| 911 OPEN LINE | | | | | | 6 | 6 |
| ASSIST CITIZEN | 1 | 2 | 2 | 1 | | | 6 |
| NOISE COMPLAINT | 1 | 5 | | | | | 6 |
| FRAUD | 1 | 1 | 2 | | | 1 | 5 |
| FIRE ALARM | 1 | 1 | | 2 | | | 4 |
| ASSIST OTHER AGENCY | 2 | | 1 | 1 | | | 4 |
| LOST PROPERTY | 1 | | | | 1 | 1 | 3 |
| REPORT WRITING | | | 1 | 1 | | 1 | 3 |
| ACCIDENT INJURY | 1 | | | | 2 | | 3 |
| 911 DISCONNECT | | | 1 | | 1 | | 2 |
| TRAFFIC DRIVING COMPLAINT | | 1 | | 1 | | | 2 |
| THREATS | 1 | | | | 1 | | 2 |
| BURGLARY | | | 1 | 1 | | | 2 |
| ORDINANCE VIOLATION | | | 1 | | | 1 | 2 |
| CHECK PROPERTY | | 1 | | 1 | | | 2 |
| FIRE CALL | 1 | | | | | 1 | 2 |
| ALARM TESTING | | | | 1 | | | 1 |
| TRESPASSING COMPLAINT | 1 | | | | | | 1 |
| FIGHT IN PROGRESS | | 1 | | | | | 1 |
| CHILD ABUSE/NEGLECT | | | | 1 | | | 1 |
| HARASSMENT | | | | 1 | | | 1 |
| CIVIL DISPUTE | | | 1 | | | | 1 |
| DRUG INVESTIGATION | | | | 1 | | | 1 |
| SOLICITOR COMPLAINT | | | | | | 1 | 1 |
| GUN/WEAPONS CALL | | | | | | 1 | 1 |
| SPECIAL EVENT/PROJECT | | | | 1 | | | 1 |
| WORTHLESS CHECKS | | | | | 1 | | 1 |
| STOLEN VEHICLE | | | | | 1 | | 1 |
| SUSPICIOUS ACTIVITY | | | | | | 1 | 1 |

| | | | | | | | |
|--------------------|-----------|-----------|-----------|------------|-----------|------------|------------|
| Grand Total | 82 | 85 | 96 | 116 | 91 | 113 | 583 |
|--------------------|-----------|-----------|-----------|------------|-----------|------------|------------|

PICK N SAVE

| Nature | 2011 | 2012 | 2013 | 2014 | 2015 | 2016 | Grand Total |
|---------------------------|------------|------------|------------|------------|------------|------------|-------------|
| SECURITY/TAVERN CHECK | 88 | 68 | 91 | 57 | 106 | 78 | 488 |
| RETAIL THEFT | 28 | 23 | 34 | 24 | 42 | 23 | 174 |
| FOLLOW UP | 10 | 3 | 9 | 11 | 13 | 12 | 58 |
| AMBULANCE CALL | 10 | 7 | 9 | 6 | 5 | 2 | 39 |
| INFORMATION | 8 | 7 | 12 | 4 | 3 | 3 | 37 |
| ALARM | 2 | 7 | 5 | 7 | 14 | 1 | 36 |
| CHECK PERSON | 5 | 5 | 3 | 6 | 9 | 5 | 33 |
| 911 CELL DISCONNECT | 7 | 4 | 5 | 5 | 3 | 2 | 26 |
| ANIMAL COMPLAINT | 6 | 3 | | 5 | 3 | 2 | 19 |
| CHECK AREA | 1 | 4 | 4 | 1 | 5 | 3 | 18 |
| PARKING PRIVATE | 1 | 4 | 2 | 1 | 7 | 3 | 18 |
| SOLICITOR COMPLAINT | 1 | 7 | 4 | 2 | 1 | | 15 |
| DISTURBANCE | 6 | 1 | 1 | 1 | 3 | 3 | 15 |
| FIRE ALARM | 3 | 1 | | 3 | | 7 | 14 |
| THEFT | 2 | 2 | 4 | 1 | 1 | 2 | 12 |
| FRAUD | 5 | 3 | 1 | | | 3 | 12 |
| LOST PROPERTY | 1 | 3 | 2 | | 3 | 2 | 11 |
| ACCIDENT HIT AND RUN | 2 | 2 | 1 | 3 | 2 | 1 | 11 |
| SUSPICIOUS ACTIVITY | 3 | | 1 | 2 | 3 | 1 | 10 |
| ACCIDENT PRIVATE PROPERTY | 2 | 1 | 1 | 2 | 3 | 1 | 10 |
| ASSIST CITIZEN | 1 | 1 | 1 | 2 | 3 | 1 | 9 |
| ACCIDENT NON-INJURY | 1 | 2 | | 1 | | 3 | 7 |
| ASSIST OTHER AGENCY | 1 | 2 | 2 | | 2 | | 7 |
| TRAFFIC STOP | | 2 | 3 | | 1 | 1 | 7 |
| FOUND PROPERTY | 1 | 2 | | 1 | 3 | | 7 |
| TRAFFIC DRIVING COMPLAINT | | 1 | 2 | | 1 | 1 | 5 |
| PROPERTY DAMAGE | 2 | 1 | | | 1 | 1 | 5 |
| UNWANTED PERSON | 1 | | 1 | 1 | | 1 | 4 |
| FIRE VEHICLE | | | | 4 | | | 4 |
| DOMESTIC/FAMILY TROUBLE | 2 | 1 | | | | | 3 |
| WARRANT SERVICE/P&P | | 1 | | | 2 | | 3 |
| REPORT WRITING | | | | | 1 | 2 | 3 |
| ORDINANCE VIOLATION | | 1 | 1 | | | | 2 |
| THREATS | | | | | 1 | 1 | 2 |
| TRESPASSING COMPLAINT | | | | | | 2 | 2 |
| ROBBERY | | | 1 | | 1 | | 2 |
| SPECIAL EVENT/PROJECT | | 1 | 1 | | | | 2 |
| CHILD ABUSE/NEGLECT | 1 | | | 1 | | | 2 |
| FIRE CALL | | 1 | 1 | | | | 2 |
| ALARM TESTING | | | | | 1 | | 1 |
| FIGHT IN PROGRESS | | 1 | | | | | 1 |
| RECOVERED STOLEN PROPERTY | 1 | | | | | | 1 |
| PRESERVE THE PEACE | | | | | | 1 | 1 |
| VIOLATION OF COURT ORDER | | | | | | 1 | 1 |
| DRUG INVESTIGATION | | 1 | | | | | 1 |
| 911 OPEN LINE | | | | | | 1 | 1 |
| ACCIDENT INJURY | | 1 | | | | | 1 |
| Grand Total | 202 | 174 | 202 | 151 | 243 | 170 | 1142 |

STAPLOS

| Nature | 2011 | 2012 | 2013 | 2014 | 2015 | 2016 | Grand Total |
|---------------------------|-----------|-----------|-----------|-----------|-----------|-----------|-------------|
| SECURITY/TAVERN CHECK | 22 | 21 | 17 | 17 | 14 | 7 | 98 |
| 911 DISCONNECT | | 1 | 8 | 8 | | | 17 |
| ALARM | | 2 | 1 | | | 6 | 9 |
| CHECK PERSON | 1 | 2 | | | 2 | 1 | 6 |
| INFORMATION | 4 | | | 2 | | | 6 |
| ANIMAL COMPLAINT | 1 | 2 | 1 | 1 | | 1 | 6 |
| FOUND PROPERTY | | | | 1 | 1 | 1 | 3 |
| 911 CELL DISCONNECT | | 2 | 1 | | | | 3 |
| CHECK AREA | 2 | | | 1 | | | 3 |
| FIRE ALARM | 1 | 1 | 1 | | | | 3 |
| FRAUD | | | | | | 2 | 2 |
| SOLICITOR COMPLAINT | | 1 | 1 | | | | 2 |
| RETAIL THEFT | | 1 | 1 | | | | 2 |
| AMBULANCE CALL | | | 1 | | | 1 | 2 |
| ACCIDENT NON-INJURY | 1 | | | | 1 | | 2 |
| ACCIDENT PRIVATE PROPERTY | 2 | | | | | | 2 |
| ASSIST OTHER AGENCY | 1 | | | | | | 1 |
| ACCIDENT HIT AND RUN | | | | 1 | | | 1 |
| SPECIAL EVENT/PROJECT | 1 | | | | | | 1 |
| ASSIST CITIZEN | | | | 1 | | | 1 |
| FIRE INVESTIGATION | | 1 | | | | | 1 |
| THREATS | 1 | | | | | | 1 |
| CHECK PROPERTY | | | | | 1 | | 1 |
| ORDINANCE VIOLATION | | | 1 | | | | 1 |
| SUSPICIOUS ACTIVITY | | | | | 1 | | 1 |
| OVERDOSE | | | | | | 1 | 1 |
| PARKING PRIVATE | | | | 1 | | | 1 |
| LOST PROPERTY | | | | | | 1 | 1 |
| Grand Total | 37 | 34 | 33 | 33 | 20 | 21 | 178 |



Dir. Deschane,

The following information is in response to your request for information on big box retailers in our jurisdictions. I am the Data Analyst for the MultiJurisdictional Public Safety Information System (MPSIS) Commission which represents the City of Fitchburg Police Department, City of Middleton Police Department, City of Monona Police Department, City of Sun Prairie Police Department, and the City of Verona Police Department. The MPSIS Commission was founded in 2004 for the purpose of pooling resources to obtain the best technology and services to benefit all five jurisdictions.

Due to this fact, our agencies have provided you an analysis of the impact of big box retailers within our jurisdictions since 2011. It is important to note that the information is specific to the initial response of the police departments and does NOT include the investigative efforts. Below are the highlights of the analysis:

- Walmart, Target, Costco, Shopko, Kohls, Cabelas, Menards, Farm & Fleet, and Staples
 - 2011 – costed an estimated \$73,385 for the initial police response
 - 2016 - costed an estimated \$141,653 for the initial police response
 - 2020 – a project cost of \$189,758 for the initial police response
- Pick N Save, Hyvee, and Woodman’s
 - 2011 – costed an estimated \$25,128 for the initial police response
 - (Hyvee & Woodmans not opened yet)
 - 2016 - costed an estimated \$54,513 for the initial police response
 - 2020 – a project cost of \$63,471 for the initial police response
- Walgreens and CVS
 - 2011 – costed an estimated \$12,923 for the initial police response
 - 2016 - costed an estimated \$11,333 for the initial police response
 - 2020 – a project cost of \$13,767 for the initial police response
- Star Cinema and Marcus Cinema
 - 2016 - costed an estimated \$15,333 for the initial police response
 - 2020 – a project cost of \$11, 047 for the initial police response

The next few pages provide more information on the methodology that was utilized for the analysis and more details on the impact of these retailers. Please feel free to contact me if you have any questions or comments on the material.

Sincerely,

Stanley J Howard

MPSIS Law Enforcement Analyst

Fitchburg PD, Middleton PD, Monona PD, Sun Prairie PD, Verona PD

5520 Lacy Rd, Fitchburg, WI 53711

Phone: (608) 260-5553

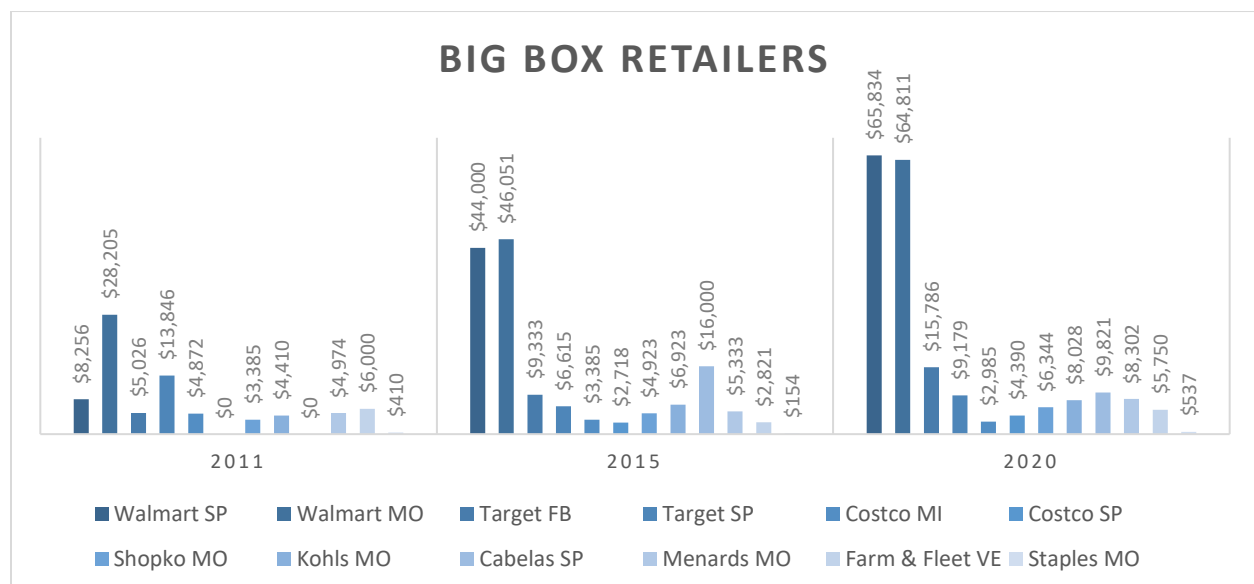
Friday, March 31, 2017



The following analysis is based off a request from Director Deschane of the League of Wisconsin Municipalities. The request is examining the number of calls for service from a “Big Box Retailer” due to legislative efforts to stop a property tax reduction that is proposed by the retailers. A few of the types of stores that were mentioned include Walmart, Target, Menards, etc. and also name Walgreens and CVS Pharmacies. Although the request did not include movie theaters, they were included due to the prior attempts of the theaters to reduce their property tax based on similar measures.

In order to analyze a potential cost of these location it was first necessary to ascertain a base salary of a police officer. Within the five jurisdictions a very conservative estimate of an annual budgetary salary of \$100,000 was used. This number includes the starting salary of a new patrol officer, benefits, and equipment. This number was then divided by the number of regular hours scheduled to be worked by a patrol officer each calendar year. All estimates within the report use the above rate times the number of hours spent on the initial call for service (time call was dispatched and time the call was cleared). This estimate **does not** include the cost of any of the investigators, crime scene technicians, evidence processing, arrest time, court time, or overtime related costs.

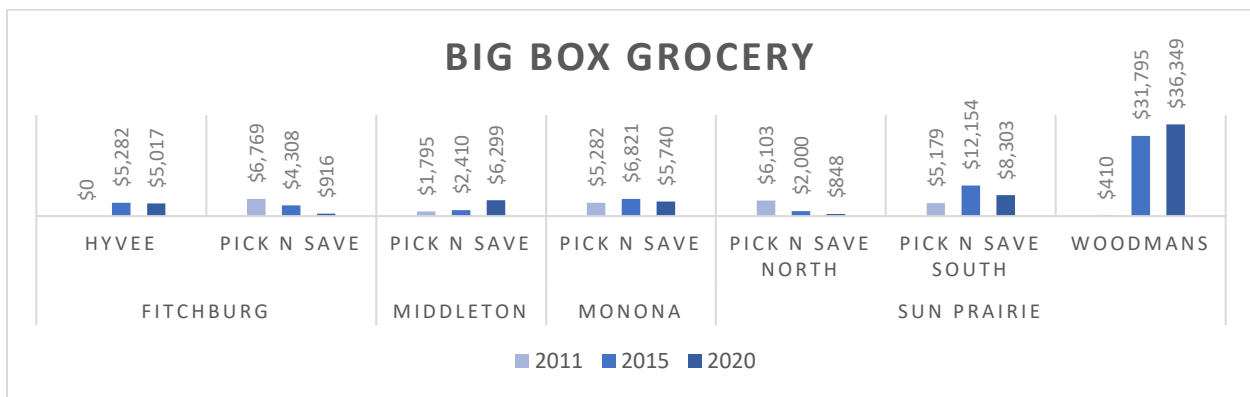
Since 2011, the number of calls for service to these establishments have increased by more than 50% to more than 4,500 calls for service in 2016 between all five jurisdictions. Using the before mentioned method to calculate an estimated cost to the initial call for service it was over \$212,000. The big box retailers Walmart, Target, Costco, Shopko, Kohls, Cabelas, Menards, Staples, and Farm & Fleet were responsible for an estimated \$136,974 in 2016. Utilizing the data from 2011 to 2016 a forecast was created to project the estimated cost in the year 2020. The forecast projects the cost of the above mention stores to more than **\$200,000** or an increase of more than **47%**.



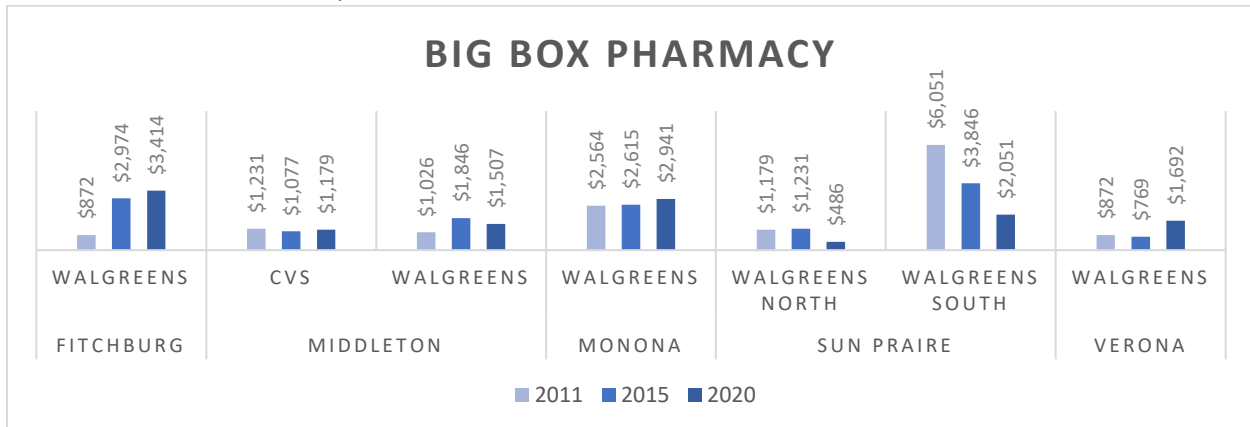


The largest number of calls for service comes from Walmart. Walmart is responsible for almost 35% (1,545 in 2016) of the calls for service between all the selected businesses. The Walmart located at 2151 Royal Ave in Monona, Wisconsin had a staggering 1,090 calls for service in 2016. Using the before mention cost estimate is equivalent to more than \$51,000 to the City of Monona. Examining the steady increase of calls for service at this location, it is project to cost almost \$65,000 by the year 2020.

The second part of the analysis focused on the big box grocery stores since The Kroger Co. was 2nd in sales in 2015 only behind Walmart (Source: National Retail Federation). Within four of the five jurisdiction there are currently 7 big box grocery stores: Pick N Save (formerly Copps), Hyvee, and Woodman's. In 2011 there were on 5 big box grocery stores (Pick N Save formerly Copps) and the estimated cost for the initial call for services was approximately \$25,000. In 2012 Woodman's was opened and in 2014 Hyvee was added. With these additions, 2015 saw the largest increase in the number of calls for service exceeding %80 with an estimated cost of more than \$64,700. The forecast projects the cost of the above mention stores to remain constant with the cost exceeding \$63,000.



The final part of the analysis focused on the big box pharmacies that were standalone buildings. Analysis shows a spike in the number of calls for service to these stores in 2012 and 2013, but the forecast holds the estimate cost constant at approximately \$13,270 in 2020. The preceding report provides the data that was utilized in the analysis.

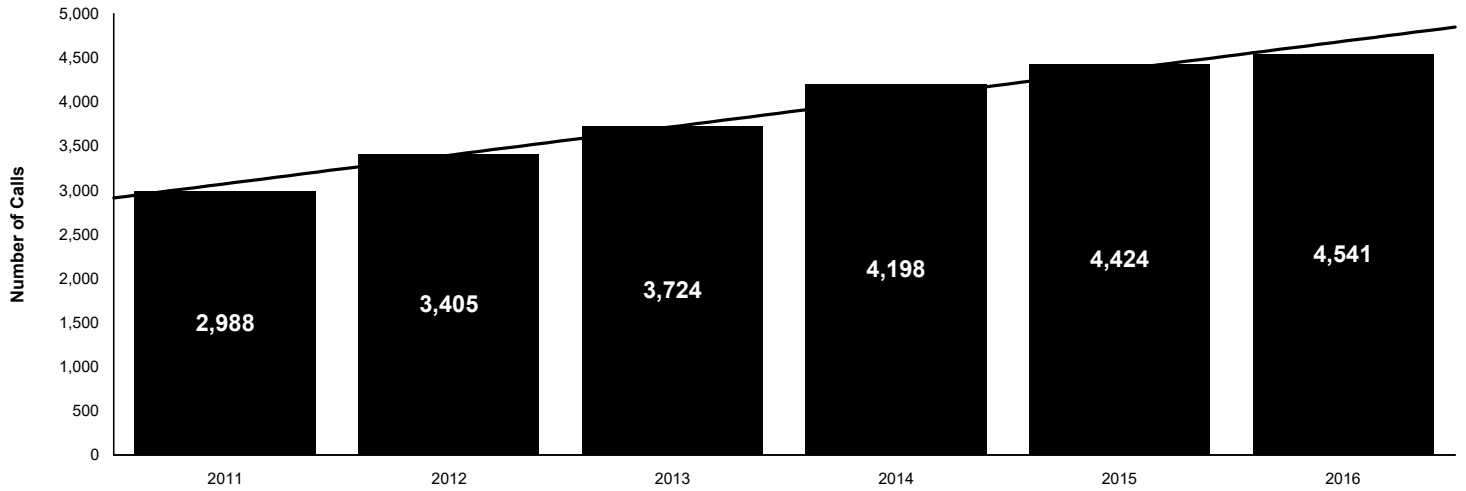




MPSIS

Calls for Service

Select Commerical Locations 2011 -2016



| | Year | | | | | | Average | Standard Deviation | Normal Range |
|-------------------------------------|------|------|------|------|------|------|---------|--------------------|---------------|
| | 2011 | 2012 | 2013 | 2014 | 2015 | 2016 | | | |
| Walmart - 1905 Mccoy Rd | 166 | 204 | 240 | 470 | 381 | 455 | 292 | 128 | 164 - 421 |
| Walmart - 2151 Royal Av | 696 | 812 | 1020 | 1036 | 1022 | 1090 | 917 | 155 | 763 - 1,072 |
| Target - 6321 Mckee Rd | 171 | 159 | 168 | 150 | 190 | 269 | 168 | 15 | 153 - 183 |
| Target - 660 S Grand Ave | 145 | 156 | 105 | 85 | 104 | 108 | 119 | 30 | 89 - 149 |
| Costco - 2150 Deming Way | 121 | 127 | 125 | 146 | 137 | 143 | 131 | 10 | 121 - 141 |
| Costco - 2850 Hoepker Rd | 0 | 60 | 85 | 89 | 94 | 106 | 0 | 0 | 0 - 0 |
| Shopko - 2101 Broadway | 154 | 207 | 206 | 171 | 151 | 145 | 178 | 27 | 151 - 205 |
| Kohls - 2501 Broadway | 107 | 164 | 117 | 119 | 168 | 206 | 135 | 29 | 106 - 164 |
| Cabelas - 1350 Cabela Dr | 0 | 0 | 0 | 4 | 79 | 62 | 0 | 0 | 0 - 0 |
| Menards - 6401 Cops Av | 82 | 85 | 97 | 117 | 92 | 113 | 95 | 14 | 81 - 108 |
| Farm & Fleet - 600 Hometown Circle | 38 | 49 | 32 | 46 | 51 | 56 | 43 | 8 | 35 - 51 |
| Staples - 6580 Monona Dr | 37 | 34 | 33 | 33 | 20 | 21 | 31 | 7 | 25 - 38 |
| Marcus Cinema - 2830 Hoepker Rd | 0 | 0 | 0 | 0 | 96 | 154 | 0 | 0 | 0 - 0 |
| Star Cinema - 6091 Mckee Rd | 54 | 66 | 72 | 42 | 46 | 48 | 56 | 13 | 43 - 69 |
| Ace Hardware - 2540 Allen Blvd | 15 | 26 | 19 | 20 | 16 | 25 | 19 | 4 | 15 - 24 |
| Goodwill - 2501 Royal Av | 33 | 17 | 22 | 29 | 29 | 36 | 26 | 6 | 20 - 32 |
| Goodwill - 6661 University Ave | 9 | 12 | 9 | 8 | 8 | 17 | 9 | 2 | 8 - 11 |
| Dollar Tree - 2524 Allen Blvd | 6 | 7 | 1 | 8 | 16 | 32 | 8 | 5 | 2 - 13 |
| Dollar General - 924 Windsor St | 35 | 83 | 66 | 51 | 36 | 60 | 54 | 20 | 34 - 75 |
| Walgreens - 104 N Main Street | 29 | 30 | 19 | 44 | 17 | 23 | 28 | 11 | 17 - 39 |
| Walgreens - 2010 Branch St | 46 | 44 | 51 | 45 | 50 | 40 | 47 | 3 | 44 - 50 |
| Walgreens - 275 Davison Dr | 99 | 84 | 77 | 72 | 73 | 81 | 81 | 11 | 70 - 92 |
| Walgreens - 2931 S Fish Hatchery Rd | 34 | 29 | 47 | 63 | 51 | 56 | 45 | 14 | 31 - 58 |
| Walgreens - 5300 Monona Dr | 125 | 141 | 121 | 143 | 104 | 94 | 127 | 16 | 111 - 143 |
| Walgreens - 546 N Grand Ave | 30 | 34 | 27 | 25 | 39 | 41 | 31 | 6 | 25 - 37 |
| CVS - 6210 Century Ave | 27 | 29 | 25 | 23 | 28 | 40 | 26 | 2 | 24 - 29 |
| Hy Vee - 2920 Fitchrona Rd | 0 | 0 | 2 | 269 | 209 | 116 | 0 | 0 | 0 - 0 |
| Pick N Save - 2538 Ironwood Dr | 144 | 111 | 70 | 95 | 63 | 56 | 97 | 33 | 64 - 129 |
| Pick N Save - 3010 Cahill Main | 167 | 177 | 158 | 109 | 124 | 106 | 147 | 29 | 118 - 176 |
| Pick N Save - 640 E Main St | 100 | 91 | 136 | 141 | 184 | 109 | 130 | 37 | 93 - 167 |
| Pick N Save - 6540 Monona Dr | 202 | 174 | 202 | 151 | 244 | 170 | 195 | 35 | 160 - 230 |
| Pick N Save - 6800 Century Ave | 87 | 65 | 94 | 92 | 83 | 110 | 84 | 12 | 73 - 96 |
| Woodmans - 1099 S Grand Ave | 29 | 128 | 278 | 302 | 419 | 353 | 231 | 153 | 78 - 385 |
| | 2988 | 3405 | 3724 | 4198 | 4424 | 4541 | 3748 | 582 | 3,166 - 4,330 |

* If any prior year values are 0 then the average, standard deviation, and normal range will NOT be calculated.

** Cost estimate is calculated by the initial response to the call for service and doesn't include investigative efforts and is based on a budgetary value of \$100,000 per officer.



MPSIS
Calls for Service
 Select Commerical Locations
 2014 -2016



| | 2014 Totals | | | 2015 Totals | | | 2016 Totals | | |
|-------------------------------------|---------------------|----------------|----------------|---------------------|----------------|----------------|---------------------|----------------|----------------|
| | Officers Dispatched | Hours on Calls | Initial Cost** | Officers Dispatched | Hours on Calls | Initial Cost** | Officers Dispatched | Hours on Calls | Initial Cost** |
| Walmart - 1905 Mccoy Rd | 728 | 960 | \$49,225 | 574 | 859 | \$44,026 | 667 | 511 | \$26,196 |
| Walmart - 2151 Royal Av | 1282 | 867 | \$44,464 | 1413 | 898 | \$46,054 | 1517 | 1009 | \$51,731 |
| Target - 6321 Mckee Rd | 189 | 135 | \$6,916 | 248 | 183 | \$9,378 | 341 | 228 | \$11,694 |
| Target - 660 S Grand Ave | 117 | 81 | \$4,159 | 124 | 130 | \$6,645 | 143 | 146 | \$7,478 |
| Costco - 2150 Deming Way | 178 | 85 | \$4,353 | 163 | 67 | \$3,417 | 170 | 74 | \$3,800 |
| Costco - 2850 Hoepker Rd | 123 | 57 | \$2,902 | 131 | 53 | \$2,730 | 149 | 111 | \$5,698 |
| Shopko - 2101 Broadway | 194 | 97 | \$4,975 | 187 | 97 | \$4,955 | 183 | 101 | \$5,165 |
| Kohls - 2501 Broadway | 147 | 85 | \$4,372 | 224 | 135 | \$6,942 | 268 | 122 | \$6,275 |
| Cabelas - 1350 Cabela Dr | 5 | 1 | \$69 | 117 | 313 | \$16,038 | 89 | 72 | \$3,667 |
| Menards - 6401 Copsps Av | 126 | 58 | \$2,963 | 104 | 51 | \$2,632 | 142 | 62 | \$3,159 |
| Farm & Fleet - 600 Hometown Circle | 54 | 60 | \$3,100 | 73 | 56 | \$2,851 | 86 | 146 | \$7,504 |
| Staples - 6580 Monona Dr | 35 | 9 | \$484 | 20 | 4 | \$199 | 32 | 14 | \$721 |
| Marcus Cinema - 2830 Hoepker Rd | | | | 129 | 69 | \$3,533 | 204 | 105 | \$5,404 |
| Star Cinema - 6091 Mckee Rd | 58 | 27 | \$1,366 | 72 | 39 | \$1,986 | 66 | 39 | \$2,003 |
| Ace Hardware - 2540 Allen Blvd | 28 | 13 | \$643 | 22 | 17 | \$880 | 30 | 16 | \$796 |
| Goodwill - 2501 Royal Av | 40 | 19 | \$957 | 40 | 12 | \$637 | 46 | 16 | \$840 |
| Goodwill - 6661 University Ave | 15 | 6 | \$286 | 12 | 5 | \$249 | 22 | 9 | \$460 |
| Dollar Tree - 2524 Allen Blvd | 11 | 15 | \$750 | 19 | 10 | \$501 | 37 | 20 | \$1,043 |
| Dollar General - 924 Windsor St | 75 | 88 | \$4,529 | 51 | 26 | \$1,329 | 82 | 62 | \$3,156 |
| Walgreens - 104 N Main Street | 57 | 147 | \$7,556 | 20 | 16 | \$819 | 28 | 32 | \$1,631 |
| Walgreens - 2010 Branch St | 61 | 34 | \$1,746 | 66 | 36 | \$1,870 | 55 | 19 | \$974 |
| Walgreens - 275 Davison Dr | 104 | 61 | \$3,139 | 101 | 76 | \$3,881 | 116 | 40 | \$2,058 |
| Walgreens - 2931 S Fish Hatchery Rd | 84 | 39 | \$1,978 | 75 | 59 | \$3,012 | 79 | 28 | \$1,458 |
| Walgreens - 5300 Monona Dr | 149 | 64 | \$3,300 | 140 | 51 | \$2,626 | 112 | 52 | \$2,678 |
| Walgreens - 546 N Grand Ave | 26 | 10 | \$494 | 49 | 24 | \$1,238 | 47 | 20 | \$1,033 |
| CVS - 6210 Century Ave | 32 | 27 | \$1,369 | 37 | 22 | \$1,113 | 60 | 33 | \$1,682 |
| Hy Vee - 2920 Fitchrona Rd | 305 | 91 | \$4,667 | 245 | 104 | \$5,328 | 153 | 92 | \$4,724 |
| Pick N Save - 2538 Ironwood Dr | 130 | 114 | \$5,844 | 83 | 40 | \$2,026 | 85 | 62 | \$3,170 |
| Pick N Save - 3010 Cahill Main | 155 | 87 | \$4,441 | 157 | 84 | \$4,311 | 142 | 93 | \$4,792 |
| Pick N Save - 640 E Main St | 189 | 144 | \$7,399 | 256 | 237 | \$12,170 | 160 | 125 | \$6,430 |
| Pick N Save - 6540 Monona Dr | 177 | 81 | \$4,143 | 299 | 133 | \$6,827 | 206 | 88 | \$4,521 |
| Pick N Save - 6800 Century Ave | 141 | 138 | \$7,071 | 108 | 47 | \$2,434 | 152 | 78 | \$4,015 |
| Woodmans - 1099 S Grand Ave | 426 | 354 | \$18,170 | 590 | 620 | \$31,802 | 537 | 527 | \$27,016 |
| | 5441 | 4053 | \$207,828 | 5949 | 4572 | \$ 234,439 | 6206 | 4153 | \$ 212,970 |

* If any prior year values are 0 then the average, standard deviation, and normal range will NOT be calculated.

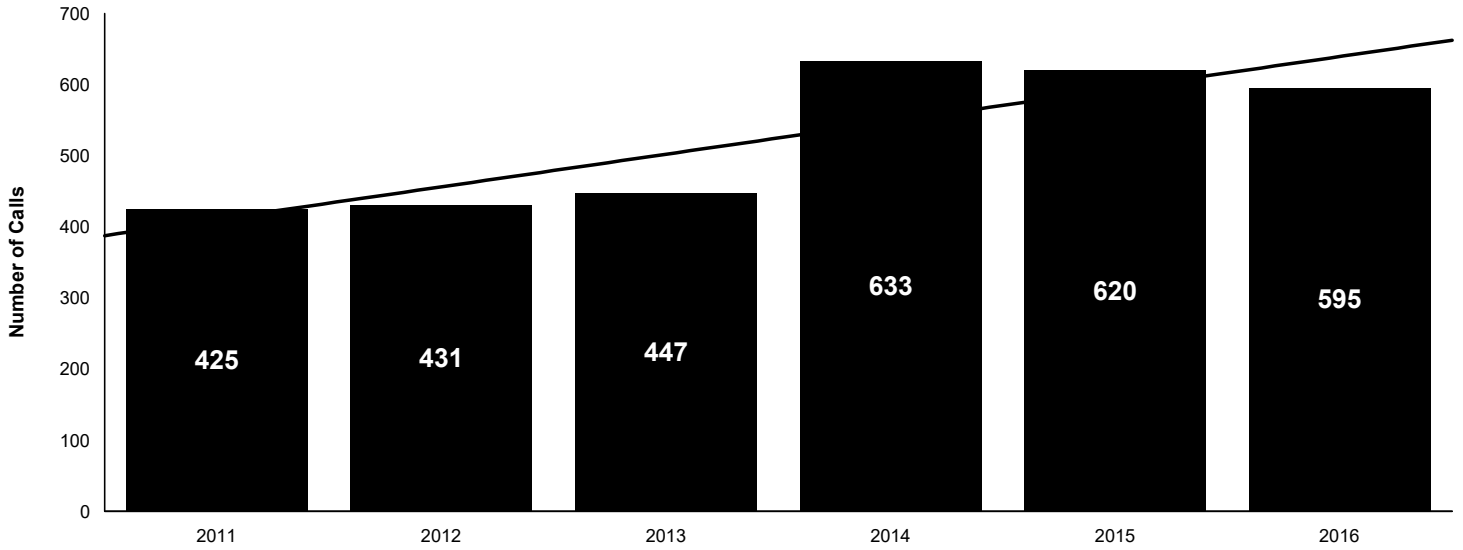
** Cost estimate is calculated by the initial response to the call for service and doesn't include investigative efforts and is based on a budgetary value of \$100,000 per officer.



Fitchburg Police Department

Calls for Service

Select Commerical Locations 2011 -2016



| | Year | | | | | | Average | Standard Deviation | Normal Range |
|--------------------------------------------|------|------|------|------|------|------|---------|--------------------|--------------|
| | 2011 | 2012 | 2013 | 2014 | 2015 | 2016 | | | |
| Hy Vee - 2920 Fitchrona Rd | 0 | 0 | 2 | 269 | 209 | 116 | 0 | 0 | 0 - 0 |
| Walgreens - 2931 S Fish Hatchery Rd | 34 | 29 | 47 | 63 | 51 | 56 | 45 | 14 | 31 - 58 |
| Pick N Save - 3010 Cahill Main | 167 | 177 | 158 | 109 | 124 | 106 | 147 | 29 | 118 - 176 |
| Star Cinema - 6091 Mckee Rd | 54 | 66 | 72 | 42 | 46 | 48 | 56 | 13 | 43 - 69 |
| Target - 6321 Mckee Rd | 170 | 159 | 168 | 150 | 190 | 269 | 167 | 15 | 152 - 182 |
| | 425 | 431 | 447 | 633 | 620 | 595 | 511 | 106 | 406 - 617 |

| | 2014 Totals | | | 2015 Totals | | | 2016 Totals | | |
|--------------------------------------------|---------------------|----------------|----------------|---------------------|----------------|----------------|---------------------|----------------|----------------|
| | Officers Dispatched | Hours on Calls | Initial Cost** | Officers Dispatched | Hours on Calls | Initial Cost** | Officers Dispatched | Hours on Calls | Initial Cost** |
| Hy Vee - 2920 Fitchrona Rd | 305 | 91 | \$4,667 | 245 | 104 | \$5,328 | 153 | 92 | \$4,724 |
| Walgreens - 2931 S Fish Hatchery Rd | 84 | 39 | \$1,978 | 75 | 59 | \$3,012 | 79 | 28 | \$1,458 |
| Pick N Save - 3010 Cahill Main | 155 | 87 | \$4,441 | 157 | 84 | \$4,311 | 142 | 93 | \$4,792 |
| Star Cinema - 6091 Mckee Rd | 58 | 27 | \$1,366 | 72 | 39 | \$1,986 | 66 | 39 | \$2,003 |
| Target - 6321 Mckee Rd | 189 | 135 | \$6,916 | 248 | 183 | \$9,378 | 341 | 228 | \$11,694 |
| | 791 | 378 | \$19,368 | 797 | 468 | \$24,015 | 781 | 481 | \$24,671 |

* If any prior year values are 0 then the average, standard deviation, and normal range will NOT be calculated.

** Cost estimate is calculated by the initial response to the call for service and doesn't include investigative efforts and is based on a budgetary value of \$100,000 per officer.

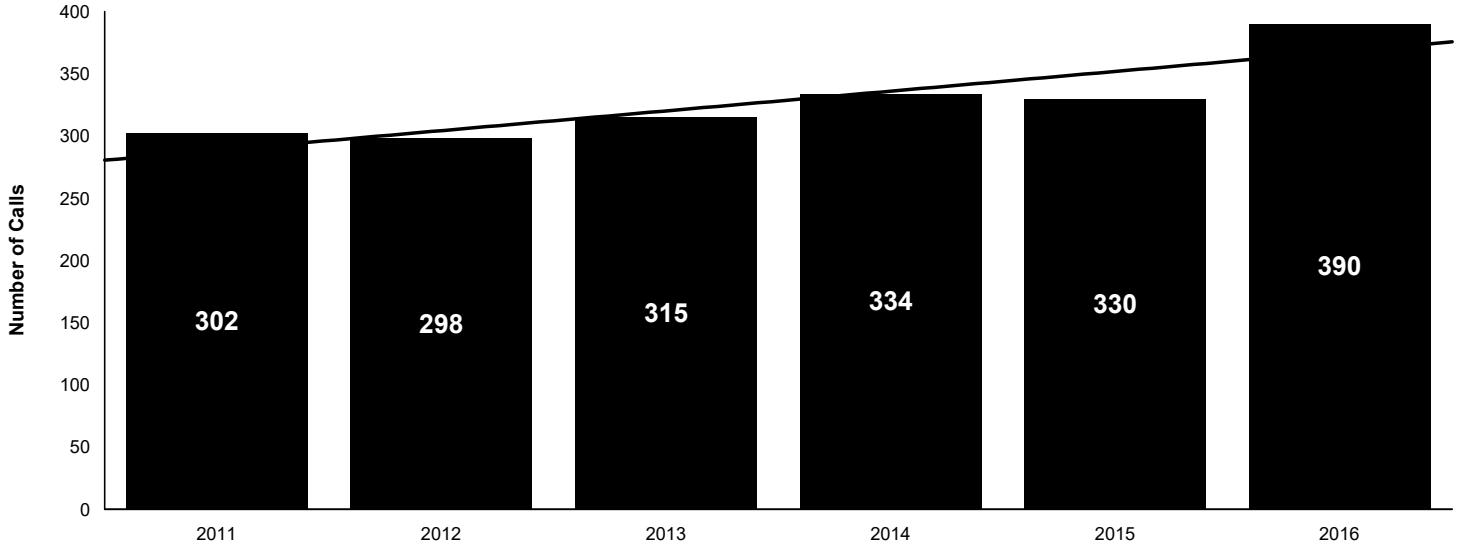


Middleton Police Department

Calls for Service

Select Commerical Locations

2011 -2016



| | Year | | | | | | Average | Standard Deviation | Normal Range |
|---------------------------------------|------|------|------|------|------|------|---------|--------------------|--------------|
| | 2011 | 2012 | 2013 | 2014 | 2015 | 2016 | | | |
| Walgreens - 2010 Branch St | 46 | 44 | 51 | 45 | 50 | 40 | 47 | 3 | 44 - 50 |
| Costco - 2150 Deming Way | 121 | 127 | 125 | 146 | 137 | 143 | 131 | 10 | 121 - 141 |
| Dollar Tree - 2524 Allen Blvd | 6 | 7 | 1 | 8 | 16 | 32 | 8 | 5 | 2 - 13 |
| Ace Hardware - 2540 Allen Blvd | 15 | 26 | 19 | 20 | 16 | 25 | 19 | 4 | 15 - 24 |
| CVS - 6210 Century Ave | 27 | 29 | 25 | 23 | 28 | 40 | 26 | 2 | 24 - 29 |
| Pick N Save - 6800 Century Ave | 87 | 65 | 94 | 92 | 83 | 110 | 84 | 12 | 73 - 96 |
| | 302 | 298 | 315 | 334 | 330 | 390 | 316 | 16 | 300 - 332 |

| | 2014 Totals | | | 2015 Totals | | | 2016 Totals | | |
|---------------------------------------|---------------------|----------------|----------------|---------------------|----------------|----------------|---------------------|----------------|----------------|
| | Officers Dispatched | Hours on Calls | Initial Cost** | Officers Dispatched | Hours on Calls | Initial Cost** | Officers Dispatched | Hours on Calls | Initial Cost** |
| Walgreens - 2010 Branch St | 61 | 34 | \$1,746 | 66 | 36 | \$1,870 | 55 | 19 | \$974 |
| Costco - 2150 Deming Way | 178 | 85 | \$4,353 | 163 | 67 | \$3,417 | 170 | 74 | \$3,800 |
| Dollar Tree - 2524 Allen Blvd | 11 | 15 | \$750 | 19 | 10 | \$501 | 37 | 20 | \$1,043 |
| Ace Hardware - 2540 Allen Blvd | 28 | 13 | \$643 | 22 | 17 | \$880 | 30 | 16 | \$796 |
| CVS - 6210 Century Ave | 32 | 27 | \$1,369 | 37 | 22 | \$1,113 | 60 | 33 | \$1,682 |
| Pick N Save - 6800 Century Ave | 141 | 138 | \$7,071 | 108 | 47 | \$2,434 | 152 | 78 | \$4,015 |
| | 451 | 311 | \$15,932 | 415 | 199 | \$10,213 | 504 | 240 | \$12,309 |

* If any prior year values are 0 then the average, standard deviation, and normal range will NOT be calculated.

** Cost estimate is calculated by the initial response to the call for service and doesn't include investigative efforts and is based on a budgetary value of \$100,000 per officer.

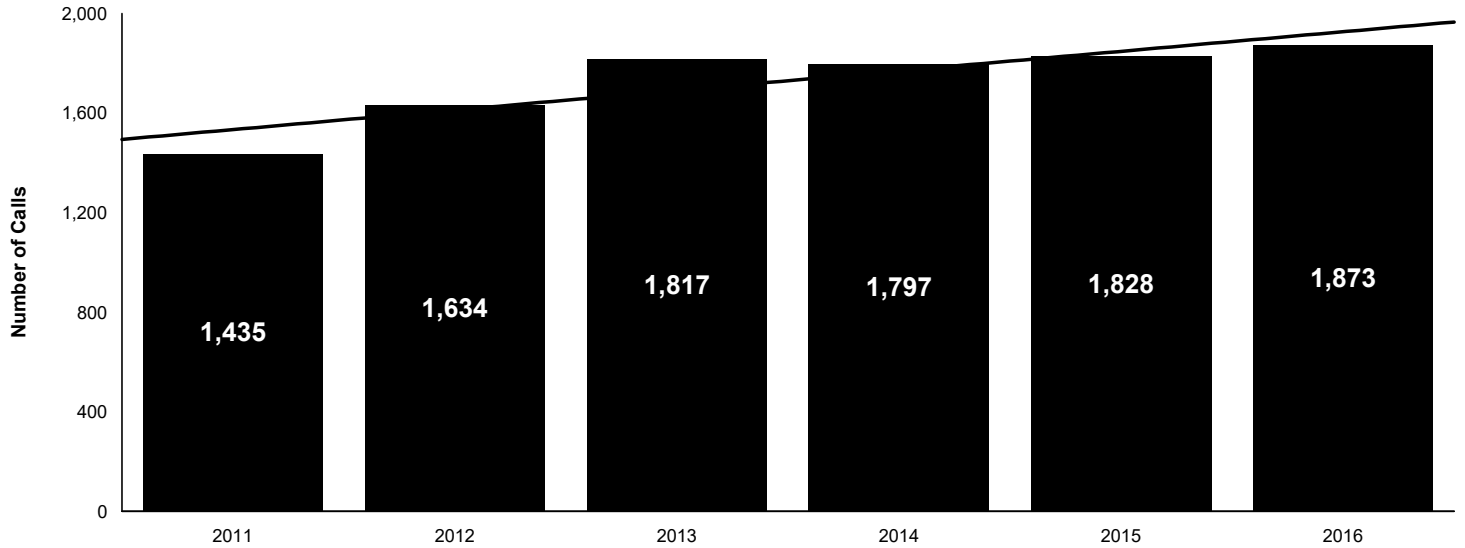


Monona Police Department

Calls for Service

Select Commerical Locations

2011 -2016



| | 2011 | 2012 | 2013 | 2014 | 2015 | 2016 | Average | Standard Deviation | Normal Range |
|-------------------------------------|------|------|------|------|------|------|---------|--------------------|---------------|
| Shopko - 2101 Broadway | 154 | 207 | 206 | 171 | 151 | 145 | 178 | 27 | 151 - 205 |
| Walmart - 2151 Royal Av | 695 | 812 | 1020 | 1035 | 1022 | 1088 | 917 | 155 | 762 - 1,072 |
| Kohls - 2501 Broadway | 107 | 164 | 117 | 119 | 168 | 206 | 135 | 29 | 106 - 164 |
| Goodwill - 2501 Royal Av | 33 | 17 | 22 | 29 | 29 | 36 | 26 | 6 | 20 - 32 |
| Walgreens - 5300 Monona Dr | 125 | 141 | 121 | 143 | 104 | 94 | 127 | 16 | 111 - 143 |
| Menards - 6401 Copps Av | 82 | 85 | 96 | 116 | 91 | 113 | 94 | 13 | 81 - 107 |
| Pick N Save - 6540 Monona Dr | 202 | 174 | 202 | 151 | 243 | 170 | 194 | 35 | 160 - 229 |
| Staples - 6580 Monona Dr | 37 | 34 | 33 | 33 | 20 | 21 | 31 | 7 | 25 - 38 |
| | 1435 | 1634 | 1817 | 1797 | 1828 | 1873 | 1702 | 169 | 1,533 - 1,871 |

| | 2014 Totals | | | 2015 Totals | | | 2016 Totals | | |
|-------------------------------------|---------------------|----------------|----------------|---------------------|----------------|----------------|---------------------|----------------|----------------|
| | Officers Dispatched | Hours on Calls | Initial Cost** | Officers Dispatched | Hours on Calls | Initial Cost** | Officers Dispatched | Hours on Calls | Initial Cost** |
| Shopko - 2101 Broadway | 194 | 97 | \$4,975 | 187 | 97 | \$4,955 | 183 | 101 | \$5,165 |
| Walmart - 2151 Royal Av | 1282 | 867 | \$44,464 | 1413 | 898 | \$46,054 | 1517 | 1009 | \$51,731 |
| Kohls - 2501 Broadway | 147 | 85 | \$4,372 | 224 | 135 | \$6,942 | 268 | 122 | \$6,275 |
| Goodwill - 2501 Royal Av | 40 | 19 | \$957 | 40 | 12 | \$637 | 46 | 16 | \$840 |
| Walgreens - 5300 Monona Dr | 149 | 64 | \$3,300 | 140 | 51 | \$2,626 | 112 | 52 | \$2,678 |
| Menards - 6401 Copps Av | 126 | 58 | \$2,963 | 104 | 51 | \$2,632 | 142 | 62 | \$3,159 |
| Pick N Save - 6540 Monona Dr | 177 | 81 | \$4,143 | 299 | 133 | \$6,827 | 206 | 88 | \$4,521 |
| Staples - 6580 Monona Dr | 35 | 9 | \$484 | 20 | 4 | \$199 | 32 | 14 | \$721 |
| | 2150 | 1280 | \$65,656 | 2427 | 1382 | \$70,872 | 2506 | 1464 | \$75,089 |

* If any prior year values are 0 then the average, standard deviation, and normal range will NOT be calculated.

** Cost estimate is calculated by the initial response to the call for service and doesn't include investigative efforts and is based on a budgetary value of \$100,000 per officer.

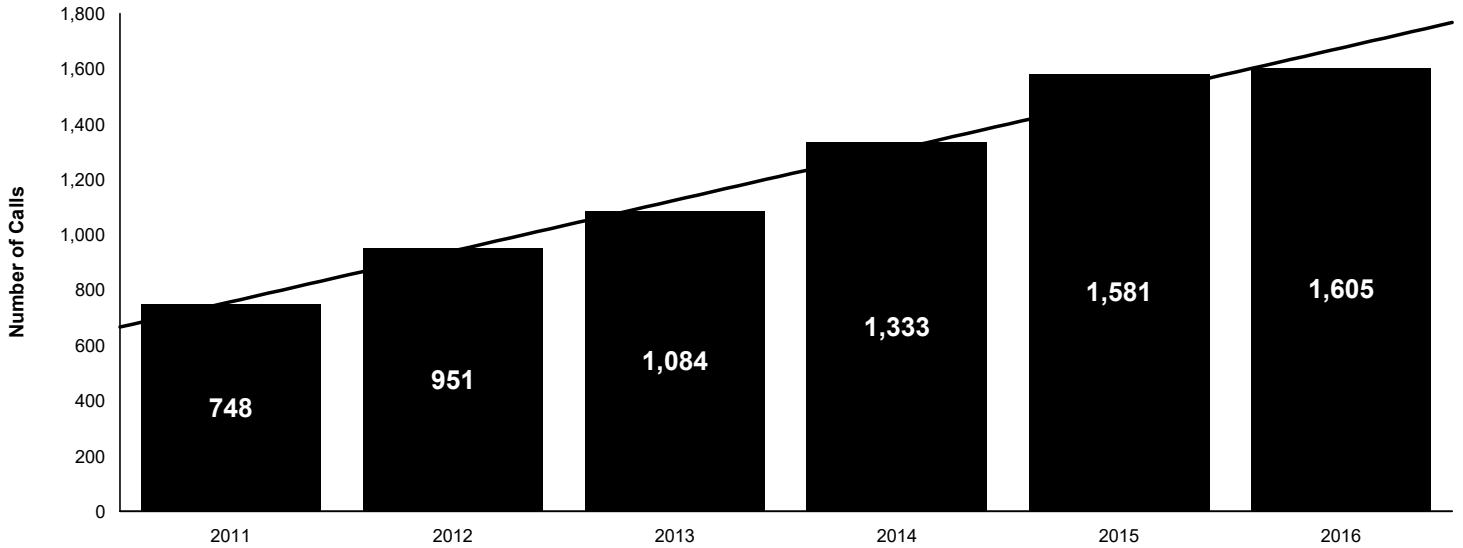


Sun Prairie Police Department

Calls for Service

Select Commerical Locations

2011 -2016



| | Year | | | | | | Average | Standard Deviation | Normal Range |
|----------------------------------------|------|------|------|------|------|------|---------|--------------------|--------------|
| | 2011 | 2012 | 2013 | 2014 | 2015 | 2016 | | | |
| Woodmans - 1099 S Grand Ave | 29 | 128 | 278 | 302 | 419 | 353 | 231 | 153 | 78 - 385 |
| Cabelas - 1350 Cabela Dr | 0 | 0 | 0 | 4 | 79 | 62 | 0 | 0 | 0 - 0 |
| Walmart - 1905 Mccoy Rd | 166 | 204 | 240 | 470 | 381 | 455 | 292 | 128 | 164 - 421 |
| Pick N Save - 2538 Ironwood Dr | 144 | 111 | 70 | 95 | 63 | 56 | 97 | 33 | 64 - 129 |
| Walgreens - 275 Davison Dr | 99 | 84 | 77 | 72 | 73 | 81 | 81 | 11 | 70 - 92 |
| Marcus Cinema - 2830 Hoepker Rd | 0 | 0 | 0 | 0 | 96 | 154 | 0 | 0 | 0 - 0 |
| Costco - 2850 Hoepker Rd | 0 | 60 | 85 | 88 | 94 | 106 | 0 | 0 | 0 - 0 |
| Walgreens - 546 N Grand Ave | 30 | 34 | 27 | 25 | 39 | 41 | 31 | 6 | 25 - 37 |
| Pick N Save - 640 E Main St | 100 | 91 | 136 | 141 | 184 | 109 | 130 | 37 | 93 - 167 |
| Target - 660 S Grand Ave | 145 | 156 | 105 | 85 | 104 | 108 | 119 | 30 | 89 - 149 |
| Aldi - 750 Bunny Trl | 0 | 0 | 0 | 0 | 13 | 20 | 0 | 0 | 0 - 0 |
| Dollar General - 924 Windsor St | 35 | 83 | 66 | 51 | 36 | 60 | 54 | 20 | 34 - 75 |
| | 748 | 951 | 1084 | 1333 | 1581 | 1605 | 1139 | 326 | 814 - 1,465 |

| | 2014 Totals | | | 2015 Totals | | | 2016 Totals | | |
|----------------------------------------|---------------------|----------------|----------------|---------------------|----------------|----------------|---------------------|----------------|----------------|
| | Officers Dispatched | Hours on Calls | Initial Cost** | Officers Dispatched | Hours on Calls | Initial Cost** | Officers Dispatched | Hours on Calls | Initial Cost** |
| Woodmans - 1099 S Grand Ave | 426 | 354 | \$18,170 | 590 | 620 | \$31,802 | 537 | 527 | \$27,016 |
| Cabelas - 1350 Cabela Dr | 5 | 1 | \$69 | 117 | 313 | \$16,038 | 89 | 72 | \$3,667 |
| Walmart - 1905 Mccoy Rd | 728 | 960 | \$49,225 | 574 | 859 | \$44,026 | 667 | 511 | \$26,196 |
| Pick N Save - 2538 Ironwood Dr | 130 | 114 | \$5,844 | 83 | 40 | \$2,026 | 85 | 62 | \$3,170 |
| Walgreens - 275 Davison Dr | 104 | 61 | \$3,139 | 101 | 76 | \$3,881 | 116 | 40 | \$2,058 |
| Marcus Cinema - 2830 Hoepker Rd | | | | 129 | 69 | \$3,533 | 204 | 105 | \$5,404 |
| Costco - 2850 Hoepker Rd | 123 | 57 | \$2,902 | 131 | 53 | \$2,730 | 149 | 111 | \$5,698 |
| Walgreens - 546 N Grand Ave | 26 | 10 | \$494 | 49 | 24 | \$1,238 | 47 | 20 | \$1,033 |
| Pick N Save - 640 E Main St | 189 | 144 | \$7,399 | 256 | 237 | \$12,170 | 160 | 125 | \$6,430 |
| Target - 660 S Grand Ave | 117 | 81 | \$4,159 | 124 | 130 | \$6,645 | 143 | 146 | \$7,478 |
| Aldi - 750 Bunny Trl | | | | 19 | 8 | \$411 | 31 | 9 | \$486 |
| Dollar General - 924 Windsor St | 75 | 88 | \$4,529 | 51 | 26 | \$1,329 | 82 | 62 | \$3,156 |
| | 1923 | 1871 | \$95,930 | 2224 | 2454 | \$125,829 | 2310 | 1790 | \$91,793 |

* If any prior year values are 0 then the average, standard deviation, and normal range will NOT be calculated.

** Cost estimate is calculated by the initial response to the call for service and doesn't include investigative efforts and is based on a budgetary value of \$100,000 per officer.

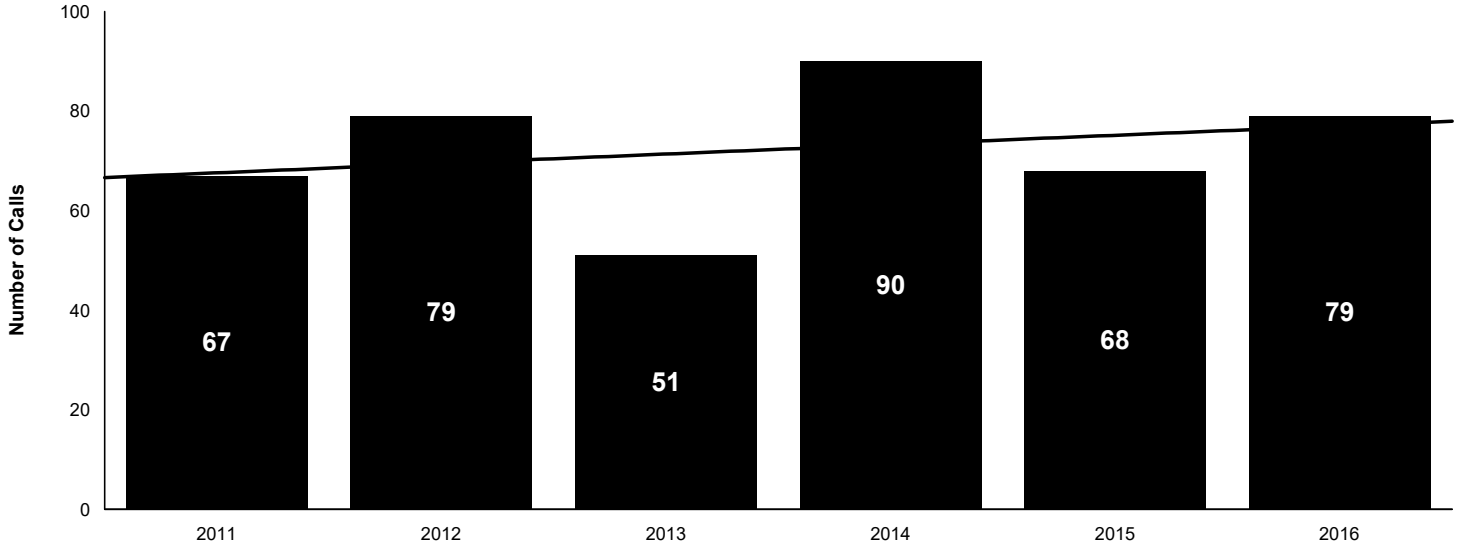


Verona Police Department

Calls for Service

Select Commerical Locations

2011 -2016



| | Year | | | | | | Average | Standard Deviation | Normal Range |
|-----------------------------------------------|------|------|------|------|------|------|---------|--------------------|--------------|
| | 2011 | 2012 | 2013 | 2014 | 2015 | 2016 | | | |
| Walgreens - 104 N Main Street | 29 | 30 | 19 | 44 | 17 | 23 | 28 | 11 | 17 - 39 |
| Farm & Fleet - 600 Hometown Circle | 38 | 49 | 32 | 46 | 51 | 56 | 43 | 8 | 35 - 51 |
| | 67 | 79 | 51 | 90 | 68 | 79 | 71 | 15 | 56 - 86 |

| | 2014 Totals | | | 2015 Totals | | | 2016 Totals | | |
|-----------------------------------------------|---------------------|----------------|----------------|---------------------|----------------|----------------|---------------------|----------------|----------------|
| | Officers Dispatched | Hours on Calls | Initial Cost** | Officers Dispatched | Hours on Calls | Initial Cost** | Officers Dispatched | Hours on Calls | Initial Cost** |
| Walgreens - 104 N Main Street | 57 | 147 | \$7,556 | 20 | 16 | \$819 | 28 | 32 | \$1,631 |
| Farm & Fleet - 600 Hometown Circle | 54 | 60 | \$3,100 | 73 | 56 | \$2,851 | 86 | 146 | \$7,504 |
| | 111 | 208 | \$10,655 | 93 | 72 | \$3,670 | 114 | 178 | \$9,135 |

* If any prior year values are 0 then the average, standard deviation, and normal range will NOT be calculated.

** Cost estimate is calculated by the initial response to the call for service and doesn't include investigative efforts and is based on a budgetary value of \$100,000 per officer.